



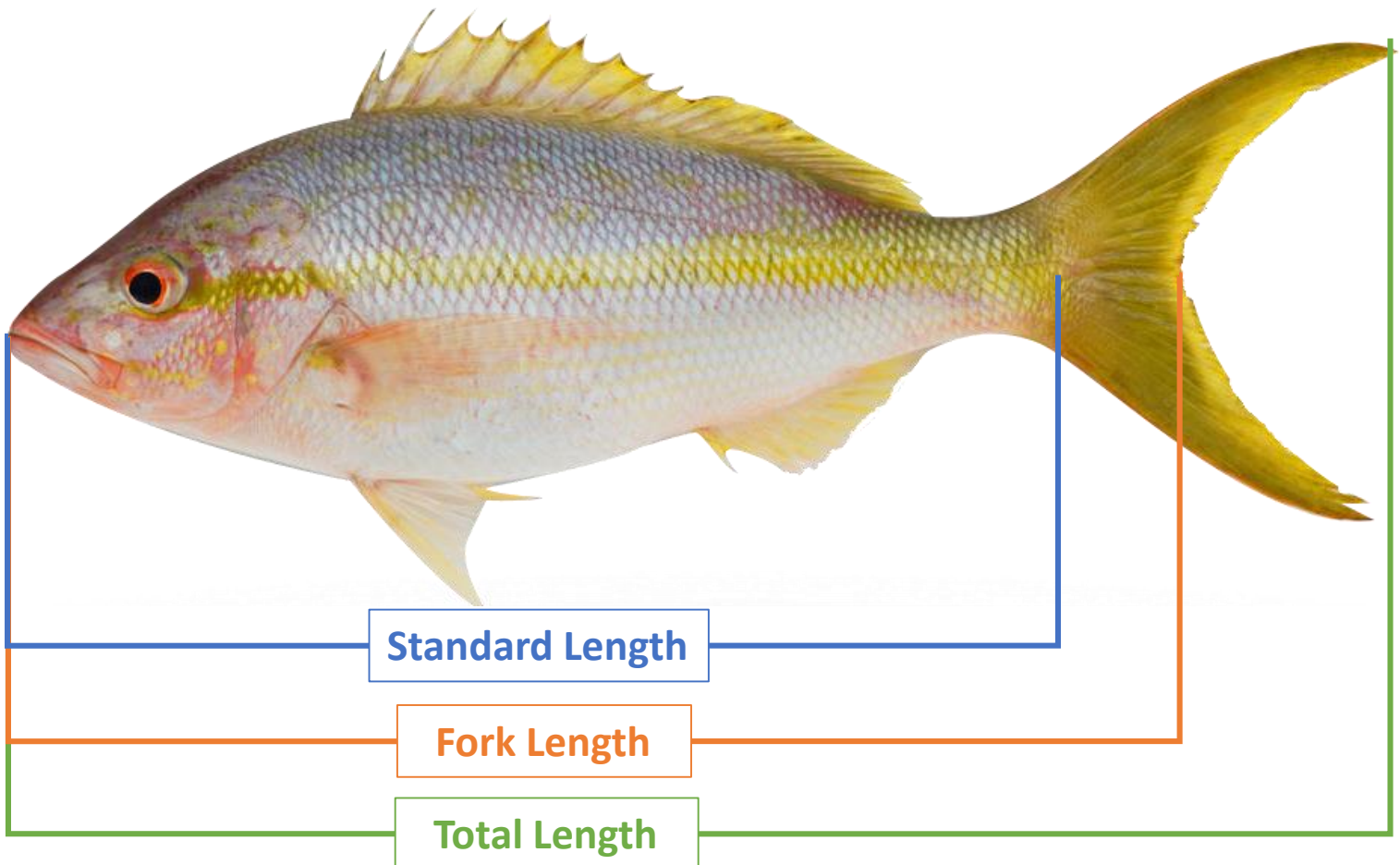
Fish Measuring Activity

Answer Key



How to Measure a Fish

- Total Length (**TL**): From the tip of the snout to the tip of the tail
- Fork Length (**FL**): From the tip of the snout to the fork of the tail
(If tail is straight and not forked, skip this measurement)
- Standard Length (**SL**): From the tip of the snout to the end of the fleshy part of the tail (the caudal peduncle)



Fish Measuring Activity


Answer Key

Directions: Cut out the ruler on the bottom of this page and hold it against the pictured fish to take length measurements.

Note: Make sure to put the snout all the way against the 0mm mark.

Remember: In science, it is most common to record lengths in millimeters (abbreviated “mm”)!

Pinfish




SL: 65 mm

FL: 74 mm

TL: 81 mm

Sheepshead




SL: 88 mm

FL: 98 mm

TL: 109 mm

Common Snook



SL: 151 mm

FL: 162 mm

TL: 175 mm

